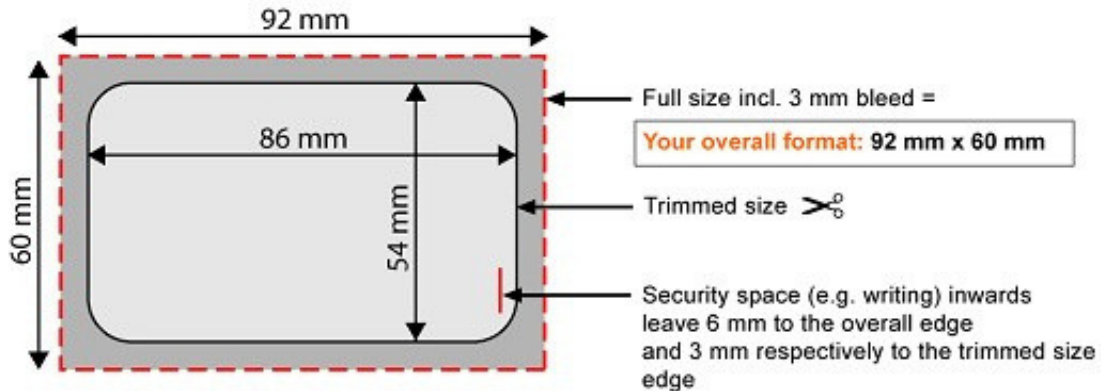



ARTWORK SPECIFICATIONS

Instructions for Plastic Cards:

	trimmed size	86 mm x 54 mm
	bleeded	92 mm x 60 mm



Back with Magnetic Stripe (if selected):



TO GET THE BEST CARDS

1. We accept artwork in EPS or PDF format.
 - composite PS saved in binary mode PostScript level 2 compliant with attached fonts,
 - composite EPS saved in binary mode PostScript level 2 compliant with attached fonts- composite PDF version 1.4.

2. EPS files should be checked with suitable software (GhostScript, Adobe Distiller). PDF files should be checked with Adobe Acrobat software (or alternatively PitStop software) for errors (no attached fonts, RGB elements and ICC profiles, low resolution images, correctly applied knockout and overprint)

3. Documents should have specified suitable format allowing for bleeds from every side – card format (53,98*85,6 mm) net plus bleeds (57*89 mm).



OUR WORK / YOUR CARD

ARTWORK SPECIFICATIONS

4. In case of CMYK colors printing, all used colors (for example Pantone) should be changed to process colors. Furthermore we don't accept elements saved in ICC, Lab, RGB or other color spaces.

5. Special colors should be described.

6. Attached photos should have suitable resolutions, which should not be lower than 1,5 x of screen ruling (for 150 lpi – 225 dpi). Photos with 72 dpi resolution are not suitable for printing.

7. When preparing projects, please use the following parameters (for Adobe Photoshop files only):

– black generating algorithm: GCR (Gray Component Replacement)

– Black Generation: medium

– TIL (Total Ink Limit) and BIL (Black Ink Limit) – TIL not more than 320%, BIL – 90%.

8. Transfer curve should have the following increments of raster points (for Adobe Photoshop files only):

– in 40% area – $21 \pm 4\%$

– in 80% area – $18 \pm 4\%$.

9. Frames around the net area of the card, text or images should not be placed closer than 2 mm to the edge of card (line of punching).

10. In order to achieve deeper black color in uniform color backgrounds, please add 60% of cyan and 60% of magenta.

11. It is not allowed to generate text from four colors.


12. In case of small text (under 6 points) or other thin graphic elements, you should avoid bright text on black background or negative texts (this especially applies to serif fonts).

13. Thin lines, grids and other graphic elements should be done in one color. It also applies to small and medium fonts.

14. For black texts smaller than 18 points on color background overprint function should be used. It is not allowed to delete background from under such texts.

15. Proofs should be done in technology which enables simulation of raster points increase in offset printing.

Proof should be done after last correction from materials



SPORT N CARDS

OUR WORK / YOUR CARD